



IMAMIA SUNDAY SCHOOL

SIRAHAT

بِسْمِ اللّٰهِ الرَّحْمٰنِ الرَّحِیْمِ



Name: _____

Class: _____

Teacher: _____

WORKBOOK: 1

AGES: 5 Yrs

Lesson 1

The Kalīma

Read the 1st Line of the Kalīma as you colour.




Lā ilāha ilallāh

**THERE IS NO GOD EXCEPT
FOR ALLAH**

Lesson 1

The Kalima

Read the 2nd Line of the Kalima as you colour.



Muhammadur Rasulullāh

**MUHAMMAD IS THE
MESSENGER OF ALLAH**

Lesson 1

The Kalima

Read the 3rd Line of the Kalima as you colour.



Aliyyun Waliyullāh

**ALI IS A SPECIAL FRIEND OF
ALLAH**

Lesson 1

The Kalima

Read the 4th Line of the Kalima as you colour.

وَصِي رَسُوْلِ اللّٰهِ

Wasiyyu Rasulillāh

**ALI IS THE REPRESENTATIVE
OF RASULULLAH**

Lesson 1

The Kalīma

Read the 5th and Last Line of the Kalīma as you colour.

وَ خَلِيفَتُهُ بِإِذْنِهِ

Wa Khalifatahu bilā fasl

**AND HIS IMMEDIATE
SUCCESSOR**

Lesson 2

Allah Made Everything

A Poem to Memorize

Whatever you see, wherever you go,
Make glasses with fingers, stamp your feet.

Was made by Allah be sure to know.
Make a big round circle with your arms, shout Allah

The sun by day, the moon at night,
Make circle with your thumb and 1st finger, sleep.

The shining stars, three kinds of light.
Fingers and thumb together, 3 fingers.

Plants, flowers, trees so tall,
Hand little way away from floor, higher and higher still.

Boys, girls, animals in all.
Point to boy/themselves, point to girl/themselves, on all four

Whatever you see, wherever you go.
Same as before.

Was made by Allah be sure to know.
Same as before.

Lesson 5

Prophets of Allah

Read and Colour the Name of the First Nabi of Allāh.

The First Nabi of Allāh is:

NABI ADAM
(ALAYHI SALAM)

Lesson 5 Prophets of Allah

Read and Colour the Name of the Last Nabi of Allāh.

**RASULULLAH
MUHAMMAD AL-
MUSTAFA
(SALALLAHU ALAYHI WA AALIHI WA
SALLAM)**

Lesson 6 Our Imāms

Read and Colour the Name of the First Imam.

The First Imām is:

IMAM

ALI B. ABI TALIB

(ALAYHI SALAM)

Lesson 6 Our Imāms

Read and Colour the Name of the Last Imam.

The Last Imām is:

IMAM AL-HUJJAH

AL-MAHDI

('AJJAL ALLAHU FARAJAHU)

Lesson 1

Islamic Phrases

Colour the following Islamic phrase. Can you read it?

When we want Allāh to protect us from Shaytan we say:

أَعُوذُ بِاللَّهِ مِنَ الشَّيْطَانِ الرَّجِيمِ


Audhu Billahi Min ash-Shaytanir Rajeem

Lesson 1

Islamic Phrases

Colour the following Islamic phrase. Can you read it?

When we start eating or doing anything we say:




Bismilláhir Rahmánir Rahím

Lesson 1

Islamic Phrases

Colour the following Islamic phrase. Can you read it?

When we see anything big or wonderful, we say:



Allāhu Akbar

Lesson 1

Islamic Phrases

Colour the following Islamic phrase. Can you read it?

When we hear the name of Rasulallah (s) or any Ma'sum ('a) we say:

اللَّهُمَّ صَلِّ عَلَى مُحَمَّدٍ

وَأَلِ مُحَمَّدٍ

Allāhumma salli 'ala Muhammadin wa Aali Muhammad

Lesson 3

Postures of Saláh

Colour the pictures of Yusuf and Amina praying saláh in the next two pages.

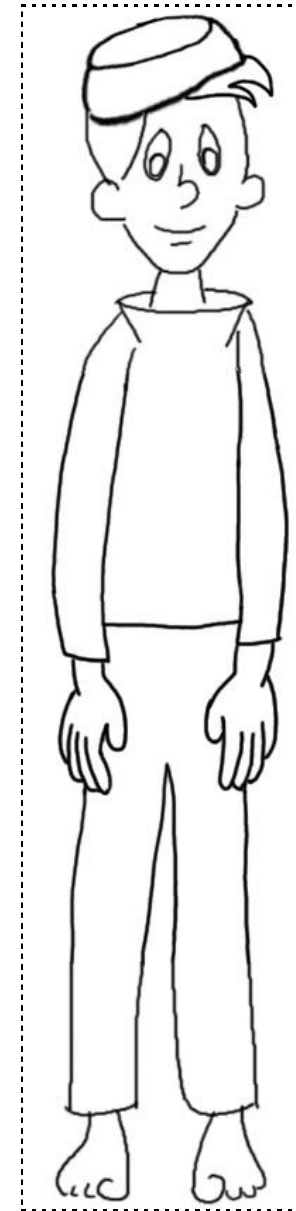
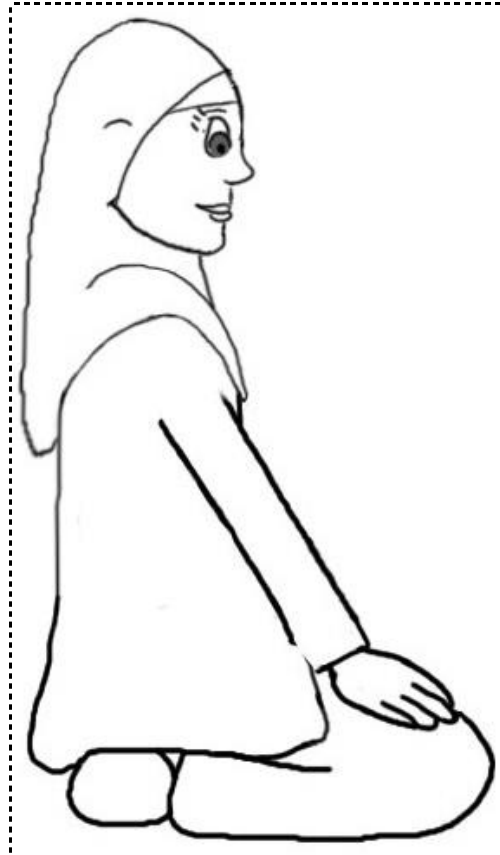

Then cut along the dotted lines.

Then stick the coloured pictures of Yusuf and Amina into the right boxes on the two pages after them.

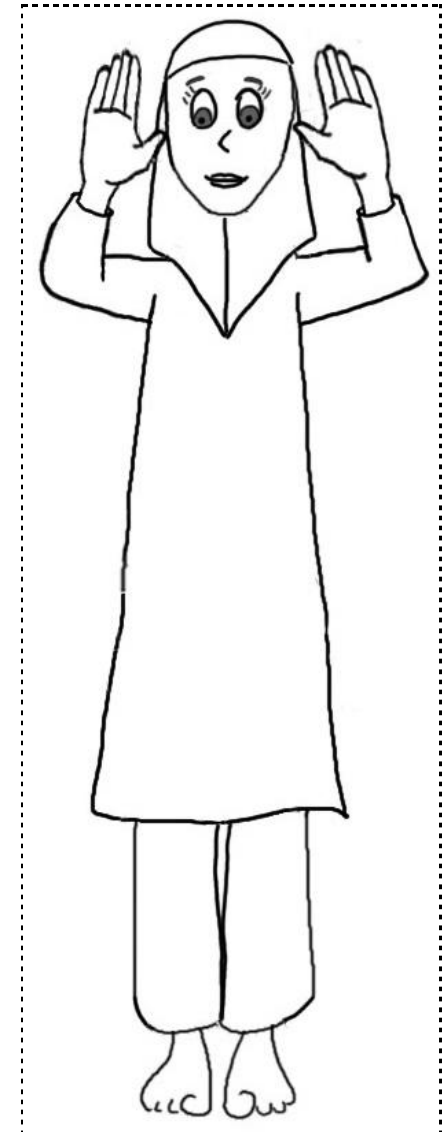
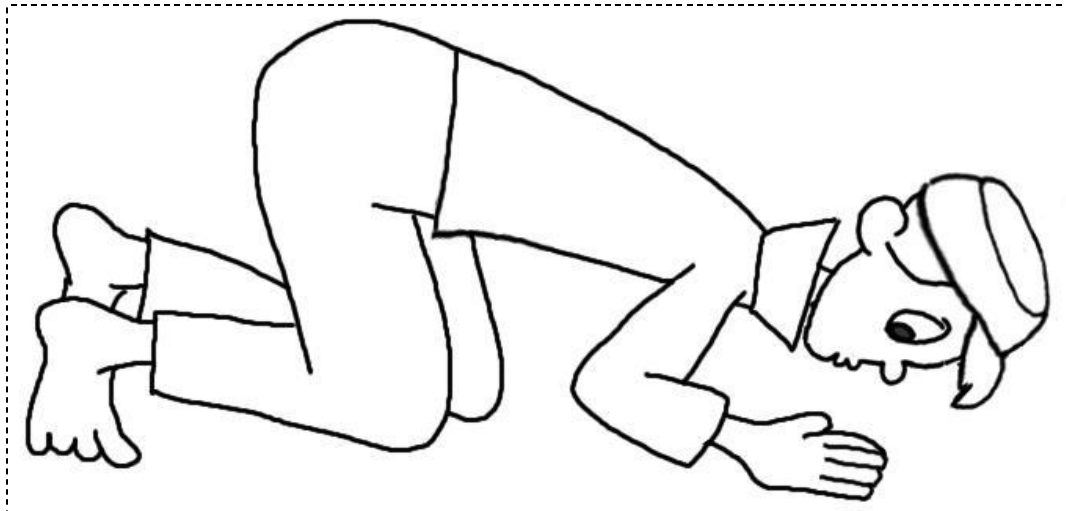
The order of saláh in which you must stick the pictures are:

Takbirat al-Ihrām, Qiyām, Qunūt, Rukū, Sajdah, Julus

This page left blank intentionally to allow the cut outs in the following page


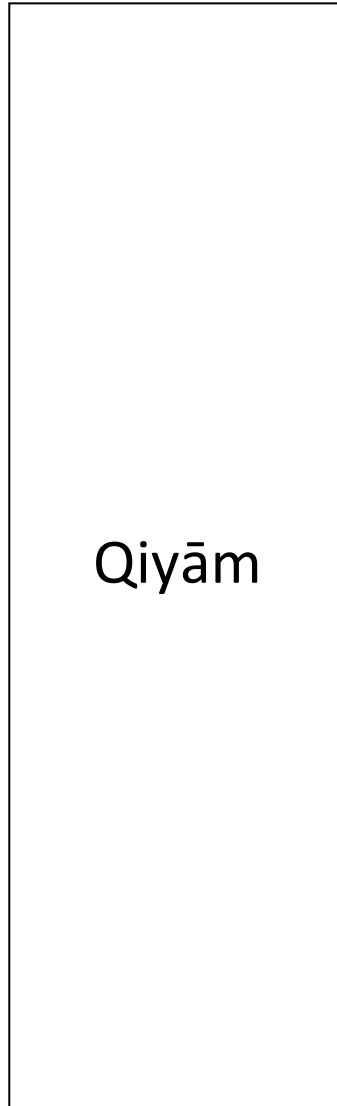
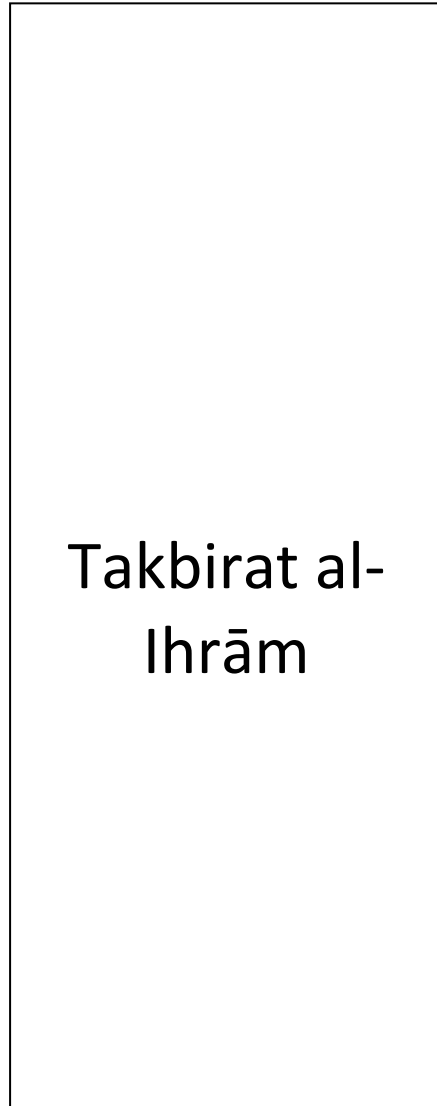


This page left blank intentionally to allow the cut outs in the previous page



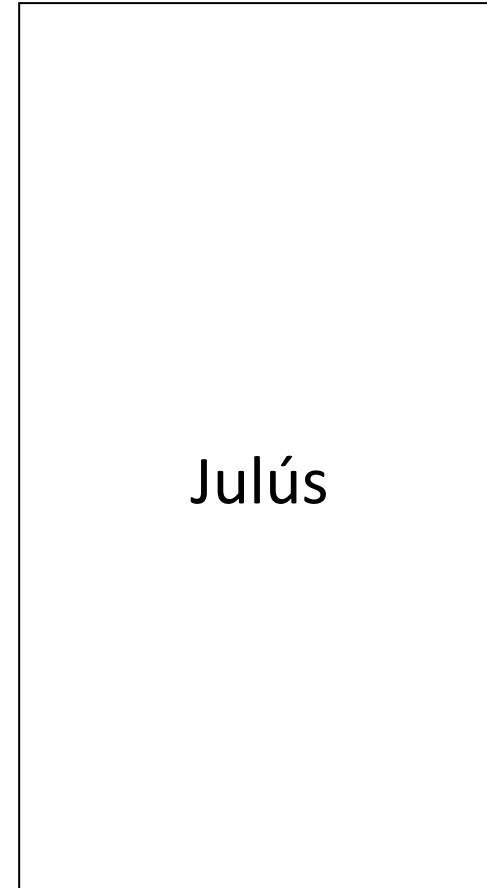
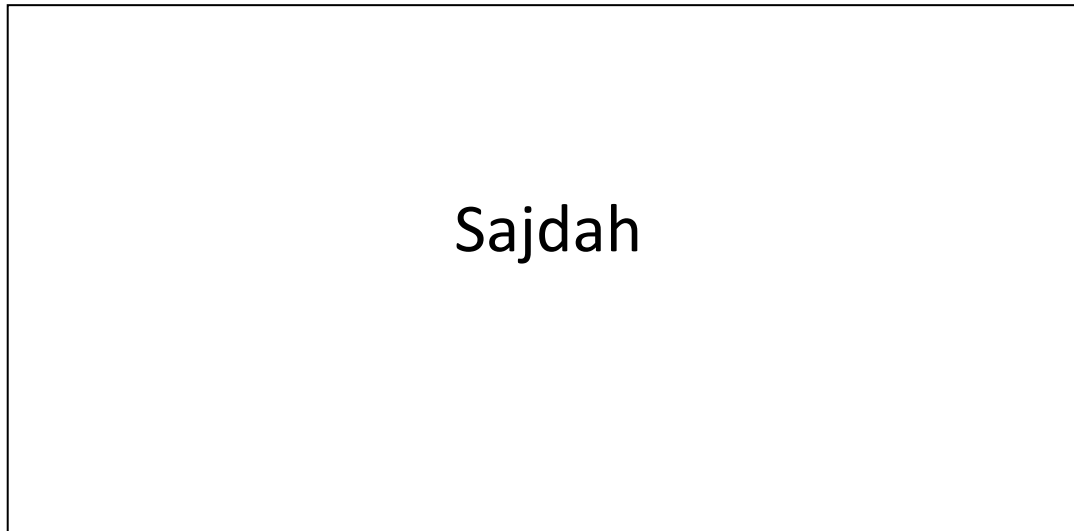
This page left blank intentionally to allow the cut outs in the previous page

Stick the pictures of Yusuf & Amina from previous pages into the right boxes



This page left blank intentionally.

Stick the pictures of Yusuf & Amina from previous pages into the right boxes

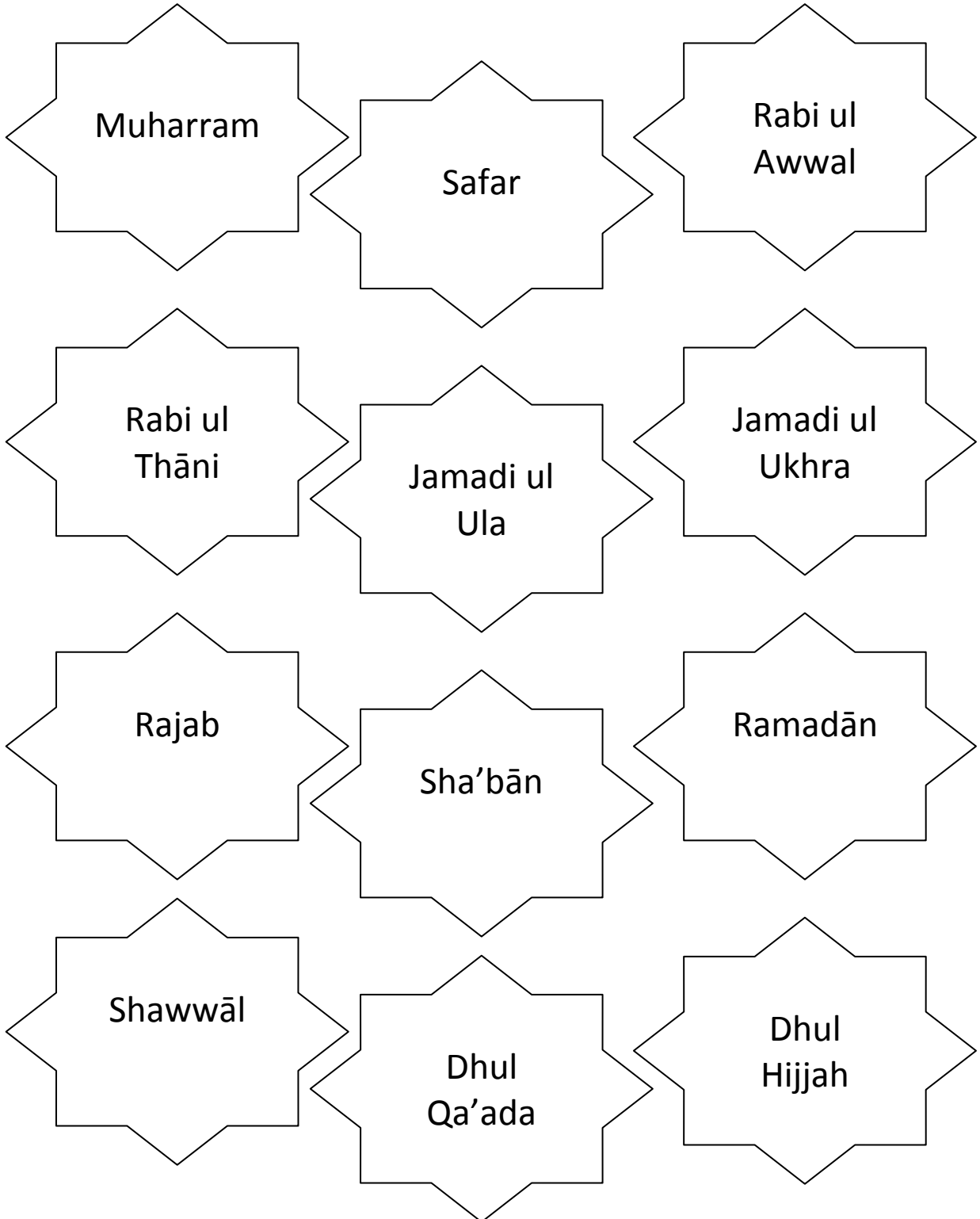


This page left blank intentionally.

Lesson 6

Names of the Islamic Months

Colour the months and read them in the right order.




Lesson 2

Shaytán's Disobedience

DRAW WHAT YOU WISH TO GET IN JANNAH

Put a big cross on the picture of Hellfire where Shaytan will be. You are not going to go there because you listen to Allāh.



Because you listen to Allāh you are going to Jannah. Draw below what you are going to ask for in Jannah when you get there.

Lesson 6

Nabí Nuh (‘a)

Find this picture in your Diniyat book and then colour it.




1. Why did Allāh tell Nabí Nuh (‘a) to build an Ark?
2. Who did Nabí Nuh (‘a) put in the Ark?
3. Why did Nabí Nuh (‘a)’s son drown?
4. Where did the Ark finally stop?

HADITH OF THE ARK (HADITH AS-SAFINA)

Prophet Muhammad (s) said:

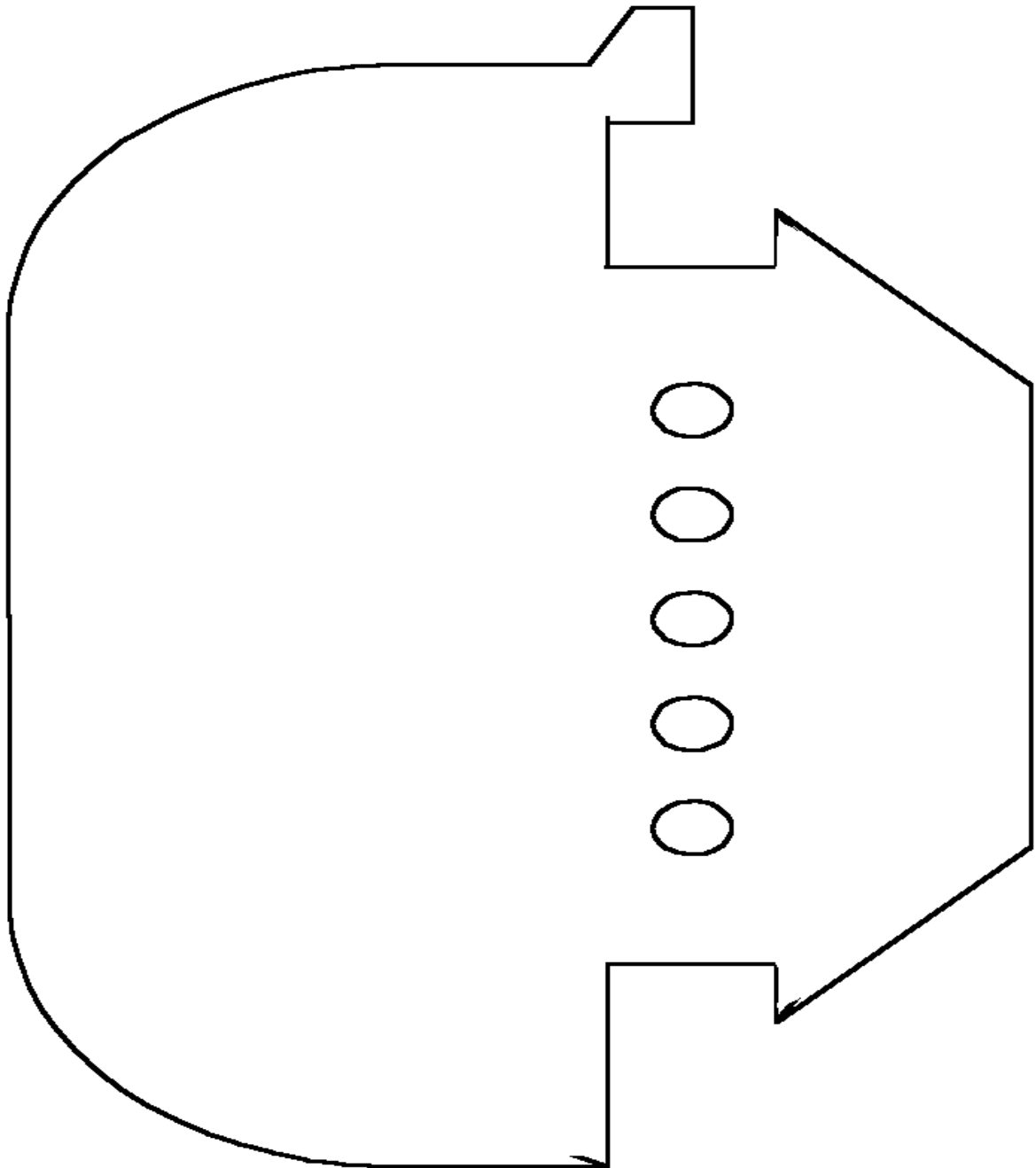
***MY FAMILY, THE AHL
AL-BAYT, IS LIKE THE
ARK OF NABI NUH.
WHOEVER JOINS IT
WILL BE SAFE. AND
WHOEVER REFUSES TO
GO WITH IT, WILL
DROWN.***



If you hold on tight to the
Ahl al-Bayt ('a) and stay
with them, you will always
be safe.

NABI NUH (A) AND HIS ARK

In the ark below, draw and colour some animals you think Nabi Nuh ('a) took on the Ark with him.




Lesson 1

Islamic Expressions

Colour the following Islamic Expression.

When we meet someone, instead of ‘Hi!’ we say:




As-Salām 'alaykum

Lesson 1

Islamic Expressions

Colour the following Islamic Expression.

To thank Allāh, when we finish our food and when we sneeze, we say:




Al-Hamdu lilāh

Lesson 1

Islamic Expressions

Colour the following Islamic Expression.

When we see anything beautiful, instead of ‘Wow!’, we say:



Subhānal lāh

Lesson 1

Islamic Expressions

Colour the picture below and say, Subhān Allāh!




Lesson 1

Islamic Expressions

Colour the following Islamic Expression.

When we are leaving, instead of 'Bye!', we say:



Fi Amānil lāh

Lesson 1

Islamic Expressions

Say 'As-Salāmu Alaykum' to your parents every morning when you wake up, and everyday when you come home from school or they come home from work.

Then ask your mum or dad to fill in the table below:

Dear Teacher
As-Salām 'alaykum!

My child _____ said salām to me on the following occasions:

| | When he/she woke up in the morning | After school or when I came back from work |
|-----------|------------------------------------|--|
| MONDAY | | |
| TUESDAY | | |
| WEDNESDAY | | |
| THURSDAY | | |
| FRIDAY | | |

Parent's Name and Initials: _____

Lesson 1

Islamic Expressions

Say **Fi Amānil lāh** as you colour the picture below.



Lesson 4

Kindness to Animals

Colour the picture below of Amina and her mum feeding birds. Allāh loves those who are kind to animals.



Lesson 4

Kindness to Animals

Colour the picture below. Allāh loves those who protect animals.

